



Swimming New Zealand



LIVE

2023 Apollo Projects NZ Age Group S...

Points

Swimmers

Files

Scoreboard

- Session 1 Wed | 09:10 AM
- Session 2 Wed | 05:40 PM
- Session 3 Thu | 09:10 AM
- Session 4 Thu | 05:40 PM
- Session 5 Fri | 09:10 AM
- Session 6 Fri | 05:40 PM
- Session 7 Sat | 09:10 AM
- Session 8 Sat | 05:40 PM

Session 1 | Wednesday 09:10 AM

5 200m Individual Medley Women Heat




























Official

























Entries Heats

Total

- 1 09:10 AM 400m Freestyle Women He...
- 2 09:37 AM 100m Butterfly Men Heat
- 3 09:50 AM 100m Butterfly Women Heat
- 4 10:03 AM 100m Breaststroke Men H...
- 101 10:17 AM 100m Breaststroke Men M...
- 102 10:20 AM 100m Breaststroke Wome...
- 5 10:23 AM 200m Individual Medley W...
- 6 10:43 AM 50m Backstroke Men Heat
- 7 11:01 AM 50m Backstroke Women H...
- 8 11:11 AM 800m Freestyle Men Final

Rank	Competitor	Age	Club	RT	FINA	Result	
1	Chmiel Hope	17	Vikings Swi...	+0.75		2:21.55 Entry: 2:20.01 (+ 1.54)	QA
	50m: 30.32 150m: 1:47.37 (42.44)		100m: 1:04.93 (34.61) 200m: 2:21.55 (34.18)				
2	Asiata Dani...	16	Howick Paku...	+0.63		2:23.17 Entry: 2:20.16 (+ 3.01)	QB
	50m: 30.35 150m: 1:48.16 (42.82)		100m: 1:05.34 (34.99) 200m: 2:23.17 (35.01)				
3	Connolly (V...	17	TBSS Centra...	+0.70		2:23.63 Entry: 2:22.58 (+ 1.05)	QA
	50m: 30.06 150m: 1:48.74 (40.38)		100m: 1:08.36 (38.30) 200m: 2:23.63 (34.89)				
4	Quayle Bridie	14	Wharenui Sw...	+0.85		2:25.45 Entry: 2:25.50 (- 0.05)	QD
	50m: 31.89 150m: 1:51.00 (42.92)		100m: 1:08.08 (36.19) 200m: 2:25.45 (34.45)				
5	McEwan Tal...	17	Mt Maungan...	+0.73		2:26.19 Entry: 2:23.16 (+ 3.03)	QA
	50m: 29.73 150m: 1:51.50 (44.64)		100m: 1:06.86 (37.13) 200m: 2:26.19 (34.69)				
6	Wilkins Reb...	18	Phoenix Aqu...	+0.67		2:26.73 Entry: 2:28.44 (- 1.71)	QA
	50m: 31.52 150m: 1:51.86 (40.67)		100m: 1:11.19 (39.67) 200m: 2:26.73 (34.87)				
7	Campion Al...	16	United Swim...	+0.72		2:27.26 Entry: 2:23.37 (+ 3.89)	QB
	50m: 30.56 150m: 1:51.76 (43.94)		100m: 1:07.82 (37.26) 200m: 2:27.26 (35.50)				
8	Wong Alina	16	Ice Breaker ...	+0.60		2:27.61 Entry: 2:26.63 (+ 0.98)	QB
	50m: 31.35 150m: 1:53.56 (45.33)		100m: 1:08.23 (36.88) 200m: 2:27.61 (34.05)				
9	Hurley Kate	15	Pirates Swim...	+0.72		2:27.68 Entry: 2:25.76 (+ 1.92)	QC
	50m: 31.59 150m: 1:52.82 (43.40)		100m: 1:09.42 (37.83) 200m: 2:27.68 (34.86)				
10	Player Molly	18	Nga Tai Tuat...	+0.72		2:27.72 Entry: 2:22.50 (+ 5.22)	QA
	50m: 31.14 150m: 1:51.61 (45.02)		100m: 1:06.59 (35.45) 200m: 2:27.72 (36.11)				
11	Lyles Jasmi...	15	Phoenix Aqu...	+0.71		2:28.27 Entry: 2:29.94 (- 1.67)	QC
	50m: 31.98		100m: 1:12.01 (40.03)				


		150m: 1:52.87 (40.86)	200m: 2:28.27 (35.40)			
12	 Davidson A...	17	United Swim... +0.79	2:29.38 Entry: 2:26.84 (+ 2.54)	QA	
		50m: 31.42 150m: 1:54.06 (43.44)	100m: 1:10.62 (39.20) 200m: 2:29.38 (35.32)			
13	 Twose Char...	18	 Coast Swim... +0.71	2:29.72 Entry: 2:24.47 (+ 5.25)	QA	
		50m: 31.73 150m: 1:54.26 (44.89)	100m: 1:09.37 (37.64) 200m: 2:29.72 (35.46)			
14	 Adams Maia	18	Raumati Swi... +0.72	2:30.48 Entry: 2:24.25 (+ 6.23)	QA	
		50m: 32.13 150m: 1:55.33 (43.86)	100m: 1:11.47 (39.34) 200m: 2:30.48 (35.15)			
15	 Horton Mad...	17	 Jasi Swim C... +0.67	2:30.76 Entry: 2:25.86 (+ 4.90)	QA	
		50m: 31.80 150m: 1:55.55 (44.31)	100m: 1:11.24 (39.44) 200m: 2:30.76 (35.21)			
16	 Piper Hannah	16	United Swim... +0.70	2:30.80 Entry: 2:29.71 (+ 1.09)	QB	
		50m: 31.15 150m: 1:55.73 (46.74)	100m: 1:08.99 (37.84) 200m: 2:30.80 (35.07)			
17	 Maritz Ania	15	 North Shore ... +0.72	2:31.99 Entry: 2:32.33 (- 0.34)	QC	
		50m: 32.16 150m: 1:57.45 (44.45)	100m: 1:13.00 (40.84) 200m: 2:31.99 (34.54)			
18	 Gibbs Charl...	17	Tawa Swim... +0.65	2:32.25 Entry: 2:28.04 (+ 4.21)	QA	
		50m: 31.17 150m: 1:56.94 (46.07)	100m: 1:10.87 (39.70) 200m: 2:32.25 (35.31)			
19	 Pitout Rebe...	16	United Swim... +0.74	2:32.32 Entry: 2:30.92 (+ 1.40)	QB	
		50m: 30.64 150m: 1:55.46 (45.31)	100m: 1:10.15 (39.51) 200m: 2:32.32 (36.86)			
20	 Tapper Mila...	17	 St Peter's S... +0.71	2:33.09 Entry: 2:29.14 (+ 3.95)		
		50m: 31.52 150m: 1:58.12 (46.31)	100m: 1:11.81 (40.29) 200m: 2:33.09 (34.97)			
21	 De Coster N...	15	St Paul's Swi... +0.70	2:34.20 Entry: 2:33.50 (+ 0.70)	QC	
		50m: 32.77 150m: 2:01.14 (46.40)	100m: 1:14.74 (41.97) 200m: 2:34.20 (33.06)			
22	 Wilkinson Z...	17	Evolution Aq... +0.72	2:34.33 Entry: 2:32.53 (+ 1.80)		
		50m: 32.54 150m: 1:57.36 (45.80)	100m: 1:11.56 (39.02) 200m: 2:34.33 (36.97)			
23	 Carter Violet	13	 Ice Breaker ... +0.80	2:34.46 Entry: 2:39.45 (- 4.99)	QE	
		50m: 32.96 150m: 1:59.18 (46.57)	100m: 1:12.61 (39.65) 200m: 2:34.46 (35.28)			
24	 Swan Brooke	16	 Tasman Swi... +0.63	2:34.49 Entry: 2:30.26 (+ 4.23)	QB	
		50m: 31.69 150m: 1:59.67 (47.09)	100m: 1:12.58 (40.89) 200m: 2:34.49 (34.82)			
25	 Reynolds M...	15	Howick Paku... +0.81	2:34.62 Entry: 2:32.70 (+ 1.92)	QC	
		50m: 33.91 150m: 2:00.15 (46.54)	100m: 1:13.61 (39.70) 200m: 2:34.62 (34.47)			
25	 Cowan Kate	16	 Vikings Swi... +0.71	2:34.62 Entry: 2:34.42 (+ 0.20)	QB	
		50m: 32.74 150m: 1:57.13 (44.79)	100m: 1:12.34 (39.60) 200m: 2:34.62 (37.49)			
27	 Nelson Holly	15	 North Shore ... +0.75	2:34.95 Entry: 2:32.90 (+ 2.05)	QC	
		50m: 32.90 150m: 1:59.24 (48.53)	100m: 1:10.71 (37.81) 200m: 2:34.95 (35.71)			
28	 Chan Bianca	13	Roskill Swim... +0.73	2:34.96 Entry: 2:33.92 (+ 1.04)	QE	
		50m: 31.54 150m: 1:58.40 (45.45)	100m: 1:12.95 (41.41) 200m: 2:34.96 (36.56)			
29	 Winter Soph...	16	 Alexandra S... +0.71	2:35.17 Entry: 2:32.92 (+ 2.25)	QB	
		50m: 32.64 150m: 1:58.74 (44.83)	100m: 1:13.91 (41.27) 200m: 2:35.17 (36.43)			

29	 Tapper Alys...	15	 St Peter's S...	+0.71	2:35.17 Entry: 2:33.88 (+ 1.29)	QC
	50m: 32.65 150m: 1:59.67 (47.67)		100m: 1:12.00 (39.35) 200m: 2:35.17 (35.50)			
31	 Lam Elisha	16	 TBSS Centra...	+0.72	2:35.37 Entry: 2:31.80 (+ 3.57)	QB
	50m: 32.82 150m: 1:57.85 (43.76)		100m: 1:14.09 (41.27) 200m: 2:35.37 (37.52)			
32	 Delunel (V) ...	14	New Caledo...	+0.77	2:35.50 Entry: 2:35.28 (+ 0.22)	QD
	50m: 31.08 150m: 1:57.66 (46.68)		100m: 1:10.98 (39.90) 200m: 2:35.50 (37.84)			
33	 Ecclestone ...	16	United Swim...	+0.73	2:35.56 Entry: 2:34.56 (+ 1.00)	QB
	50m: 30.22 150m: 1:58.87 (49.39)		100m: 1:09.48 (39.26) 200m: 2:35.56 (36.69)			
34	 Kim Doyoun	17	 Phoenix Aqu...	+0.74	2:35.72 Entry: 2:33.66 (+ 2.06)	
	50m: 32.70 150m: 1:59.65 (46.99)		100m: 1:12.66 (39.96) 200m: 2:35.72 (36.07)			
35	 Winter Heidi	14	 Alexandra S...	+0.69	2:35.73 Entry: 2:35.58 (+ 0.15)	QD
	50m: 32.58 150m: 1:59.40 (46.73)		100m: 1:12.67 (40.09) 200m: 2:35.73 (36.33)			
35	 McIntosh Al...	14	Mt Wellinto...	+0.75	2:35.73 Entry: 2:31.60 (+ 4.13)	QD
	50m: 33.76 150m: 1:59.71 (45.43)		100m: 1:14.28 (40.52) 200m: 2:35.73 (36.02)			
37	 Dance Trelise	18	United Swim...	+0.76	2:36.00 Entry: 2:29.80 (+ 6.20)	
	50m: 33.47 150m: 1:57.59 (41.90)		100m: 1:15.69 (42.22) 200m: 2:36.00 (38.41)			
38	 Shi Lisa	14	Howick Paku...	+0.71	2:36.13 Entry: 2:35.18 (+ 0.95)	QD
	50m: 32.99 150m: 1:58.59 (44.83)		100m: 1:13.76 (40.77) 200m: 2:36.13 (37.54)			
39	 Hingston Fr...	15	United Swim...	+0.75	2:36.26 Entry: 2:28.43 (+ 7.83)	QC
	50m: 31.57 150m: 1:58.49 (47.28)		100m: 1:11.21 (39.64) 200m: 2:36.26 (37.77)			
40	 Pratt-Smith ...	15	Mt Maungan...	+0.78	2:36.29 Entry: 2:31.40 (+ 4.89)	QC
	50m: 32.64 150m: 2:00.42 (45.49)		100m: 1:14.93 (42.29) 200m: 2:36.29 (35.87)			
41	 Bates Olivia	15	Howick Paku...	+0.75	2:36.37 Entry: 2:31.12 (+ 5.25)	QC
	50m: 33.73 150m: 2:00.22 (44.82)		100m: 1:15.40 (41.67) 200m: 2:36.37 (36.15)			
42	 King Hannah	17	 Aquagym S...	+0.78	2:37.22 Entry: 2:29.86 (+ 7.36)	
	50m: 32.89 150m: 1:59.08 (44.45)		100m: 1:14.63 (41.74) 200m: 2:37.22 (38.14)			
43	 Scott Anabel	15	Swim Timaru	+0.74	2:37.36 Entry: 2:33.93 (+ 3.43)	
	50m: 32.27 150m: 1:59.73 (50.76)		100m: 1:08.97 (36.70) 200m: 2:37.36 (37.63)			
44	 Yamagami ...	13	Howick Paku...	+0.75	2:37.70 Entry: 2:36.58 (+ 1.12)	QE
	50m: 31.89 150m: 2:01.26 (49.37)		100m: 1:11.89 (40.00) 200m: 2:37.70 (36.44)			
45	 Brewer Shaeli	16	Evolution Aq...	+0.69	2:38.97 Entry: 2:30.07 (+ 8.90)	
	50m: 32.07 150m: 2:00.32 (47.05)		100m: 1:13.27 (41.20) 200m: 2:38.97 (38.65)			
46	 Sasamoto R...	14	Enterprise S...	+0.66	2:39.43 Entry: 2:35.61 (+ 3.82)	QD
	50m: 33.30 150m: 2:02.39 (48.93)		100m: 1:13.46 (40.16) 200m: 2:39.43 (37.04)			
47	 Jameson S...	16	United Swim...	+0.71	2:39.83 Entry: 2:32.86 (+ 6.97)	
	50m: 32.25 150m: 2:02.48 (47.75)		100m: 1:14.73 (42.48) 200m: 2:39.83 (37.35)			
48	 Freulon (V) ...	14	New Caledo...	+0.77	2:40.18 Entry: 2:36.37 (+ 3.81)	QD

50m: 33.71
150m: 2:03.72 (48.03)


100m: 1:15.69 (41.98)
200m: 2:40.18 (36.46)


49  **Liu Arissa**
50m: 33.78
150m: 2:06.20 (50.23)

13  **Phoenix Aqu...** +0.82
100m: 1:15.97 (42.19)
200m: 2:42.38 (36.18)

2:42.38
Entry: 2:35.90 (+ 6.48)

QE

50  **Nadilo Mari...**
50m: 33.68
150m: 2:05.83 (50.56)

14  **Nga Tai Tuat...** +0.73
100m: 1:15.27 (41.59)
200m: 2:43.69 (37.86)

2:43.69
Entry: 2:33.94 (+ 9.75)

QD